


Investigator



25+ years
of NHS knowledge



470,000+
people records



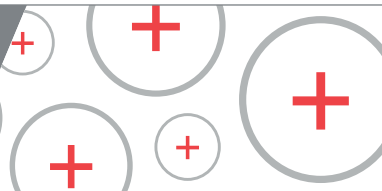
170,000+
documents



100,000+
places



On average we add **200 new people** and **5 new places** a day



Create your
Decision
Making Unit
in minutes



Why use Investigator?

It's the online healthcare landscape planning solution that provides access to the most up-to-date people, places and documents all in one place. Improve insights on target local health economies using a single tool that will enable you to create smarter plans and build your own decision making units, increasing your effectiveness in planning and accessing your target customers.

NAVIGATION

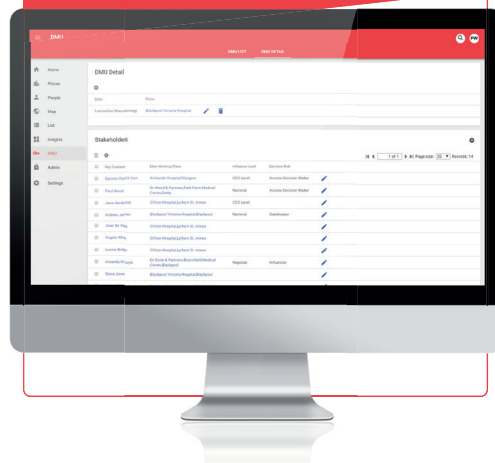
Uncover all your potential audience, pinpoint customer networks and understand their sphere of influence at a glance

DECISION MAKING UNIT

Build your own Decision Making Unit assessing key stakeholder influence within your healthcare environment

DOCUMENTS

Understand healthcare scenario at a glance gathering competitive intelligence and accessing the latest documents and document extracts relevant to your business case



To organise a demo, please contact us:

01268 495600 info@wilmingtonhealthcare.com @WilmHealthcare www.wilmingtonhealthcare.com

Wilmington
Healthcare